

# HAILSHAM TOWN COUNCIL

## FINANCE, BUDGET, AND RESOURCES COMMITTEE

### AGENDA

NOTICE IS HEREBY GIVEN OF a meeting of the FINANCE, BUDGET AND RESOURCES COMMITTEE to be held at the Fleur De Lys Council Chambers/Meeting Rooms, Market Street, Hailsham, on

**Wednesday 27<sup>th</sup> July 2022 at 7.00 p.m.**

1. **Election of Chair**

2. **Public Forum**

Prior to commencement of the remainder of formal business of the meeting, a period of not more than 15 minutes will be assigned for the purpose of permitting members of the public to address the assembly, or ask questions on matters relevant to responsibilities of this committee, at the discretion of the Chairman.

The order of formal business to be transacted will thereafter be as follows:

3. **Apologies for Absence**

To receive apologies for absence of appointed members.

4. **Election of Vice-Chair**

5. **Declarations of Interest**

To receive notice of declarations of personal or prejudicial interests in respect of items on this agenda.

6. **Minutes of previous Meeting**

To note that the Minutes and Reports of the Meeting of the Finance, Budget, Resources and Staffing Committee (Ref:FBR/22/1/1-16) held on 20<sup>th</sup> April 2022 may be taken as read, confirmed as correct record, and signed by the Chairman.

To receive an update about progress of resolutions from the last non budget meeting of the Finance, Budget, and Resource Committee 20<sup>th</sup> April 2022.

**7. Periodic Statements and Committee Expenditure**

7.1 To adopt the financial reports as listed below:

- a) Bank Reconciliation as at 30<sup>th</sup> June 2022 (copy attached) & Bank Statements and be signed off by one member of the FBR committee.
- b) Summary of net expenditure as at 30<sup>th</sup> June 2022 (copy attached)
- c) Summary of the Council's income and expenditure as at the 30<sup>th</sup> June 2022 compared against budgets (summary attached) including variance reports.
- d) List of uncleared cheques totaling £81,707.60 as at 30<sup>th</sup> June 2022.  
(copy attached), as shown on Bank reconciliation.
- e) List of payments previously certified by a member of the cheque signatory panel amounting to £639,657.22 for payments made during April 2022, £164,834.25 for payments made during May 2022 and £169,564.86 for payments made during June 2022 (In accordance with the Governance and Accountability for Local Councils Practitioners Guide)

**8.0 Free Resource Payments (Section 137 Expenditure)**

To note no expenditure under Section 137 payments for the current quarter.

**9.0 Council CIL/Reserves Statement**

To adopt the Council CIL/Reserve Statement as at 30<sup>th</sup> June 2022

**10.0 End of year Internal Audit Report**

To note the report for the end of year audit for 2021-2022. The Internal Auditor is present discuss the report with the committee.

**11.0 Online Banking**


To receive an update on moving to online banking

**12. Budget Meeting Dates**

To set the following FBR Budget meeting dates

Wednesday 3<sup>rd</sup> August 2022

Wednesday 14<sup>th</sup> December 2022



JOHN HARRISON  
Town Clerk

**Committee Membership:**

Councillors;

G. Blake-Coggins  
N. Coltman  
R. Grocock  
P. Holbrook  
S. Keogh  
K. Lawrence  
M. Laxton  
T. Powis

**Substitutes:**

Councillor C. Bryant  
Councillor D. Cottingham  
Councillor B. Holbrook

THE OFFICIALS  
HAILSHAM TOWN COUNCIL  
INGLENOOK  
MARKET SQUARE  
HAILSHAM  
EAST SUSSEX  
BN27 2AE

**Checked and Agreed**  
**With** .....

**On** .....

**Signed**.....  
**Print Name**.....

## Your Business Premium Account

## At a glance

### 01 - 30 Jun 2022

Date	Description	Money out £	Money in £	Balance £
1 Jun	Start Balance			1,468,336.29
	to Account 10331333 at 20-27-91 Transfer Internet Banking	20,000.00		1,448,336.29
6 Jun	% Interest Earned Gross For The Period 7 Mar - 5 Jun		318.85	1,448,655.14
20 Jun	to Account 10331333 at 20-27-91 Transfer Internet Banking	35,000.00		1,413,655.14
24 Jun	to Account 10331333 at 20-27-91 Transfer Internet Banking	40,000.00		1,373,655.14
29 Jun	to Account 10331333 at 20-27-91 Transfer Internet Banking	40,000.00		1,333,655.14
30 Jun	Balance carried forward			1,333,655.14
	Total Payments/Receipts	135,000.00	318.85	

Start balance	£1,468,336.29
Money out	£135,000.00
Money in	£318.85
► Gross interest earned	£318.85
End balance	£1,333,655.14

Your deposit is eligible for protection  
by the Financial Services  
Compensation Scheme.

**Anything wrong?** If you notice any incorrect or unusual transactions, see the next page for how to get in touch with us.



THE OFFICIALS  
HAILSHAM TOWN COUNCIL  
INGLENOK  
MARKET SQUARE  
HAILSHAM  
EAST SUSSEX  
BN27 2AE

## Your Business Premium Account

## At a glance

**01 - 30 Jun 2022**



Date	Description	Money out £	Money in £	Balance £
1 Jun	Start Balance			11,591.97
6 Jun	% Interest Earned Gross For The Period 7 Mar - 5 Jun		0.87	11,592.84
30 Jun	Balance carried forward			11,592.84
	Total Payments/Receipts	0.00	0.87	

Start balance	£11,591.97
Money out	£0.00
Money in	£0.87
► Gross interest earned £0.87	
End balance	£11,592.84

**Anything wrong?** If you notice any incorrect or unusual transactions, see the next page for how to get in touch with us.

Your deposit is eligible for protection by the Financial Services Compensation Scheme.

318.85

Date	Description	Money out £	Money in £	Balance £
Balance brought forward from previous page				52,925.02
29 Jun	 Cheque Issued Ref: 725760	3,660.00		49,265.02
	 Cheque Issued Ref: 725776	169.63		49,095.39
	 Cheque Issued Ref: 725790	842.90		48,252.49
	 Cheque Issued Ref: 725793	10,000.00		38,252.49
	 Card Payment to Wel Medical Limite On 28 Jun	95.88		38,156.61
	 Card Payment to Wel Medical Limite On 28 Jun	95.88		38,060.73
	 Card Payment to Wel Medical Limite On 28 Jun	1,027.08		37,033.65
	 Direct Credit From Changleng ML/CA Ref: Evie Changleng		6.50	37,040.15
	 Direct Credit From E Wise Ref: Charlie Wise		6.50	37,046.65
	 Direct Credit From A Clarke Ref: 2Xclarke Fnp		13.00	37,059.65
	 Direct Credit From L Ripley Ref: Fishing Permit		40.00	37,099.65
	 Direct Credit From Clarity Travel Lim Ref: Clarity Travel		135.00	37,234.65
	 Direct Credit From Clarity Travel Lim Ref: Clarity Travel		135.00	37,369.65
	 Direct Credit From Clarity Travel Lim Ref: Clarity Travel		149.00	37,518.65
	 Internet Banking Transfer From Account 50072672 at 20-27-91 Transfer		40,000.00	77,518.65
	 Direct Credit From Hathaway KM Ref: Esmee Hathaway		6.50	77,525.15
30 Jun	 Direct Debit to Payflow /Apag Ref: BACS	1,397.43		76,127.72
	 Cheque Issued Ref: 725784	460.11		75,667.61
	 Direct Credit From Rolanda Weller Ref: Liam Knockhatch		4.50	75,672.11
	 Direct Credit From C Brown Ref: Olliver Brown		6.50	75,678.61
	 Direct Credit From S Ritchie Ref: Thomas Climbers		6.50	75,685.11
	 Direct Credit From Patricia Woodley Ref: Pat Woodley Market		15.00	75,700.11
30 Jun	Balance carried forward			75,700.11
	Total Payments/Receipts	136,843.53	149,584.06	

Anything wrong? If you notice any incorrect or unusual transactions, see the next page for how to get in touch with us.

Checked and Agreed  
With.....  
On.....  
Signed.....  
Print Name.....

## Detailed Income &amp; Expenditure by Budget Heading 19/07/2022

Month No: 3

## Cost Centre Report

	Actual Current	Actual Year To Date	Current Annual	Variance Annual	Committed Expenditure	Funds Available	% Spent	Transfer to/from EMR
<u>100 Common Pond Allotments</u>								
1000 Allotment Rent (Inc)	0	0	1,011	1,011			0.0%	
4510 General Maintenance	(213)	(516)	(748)	232		232	69.0%	
4520 Software Licence	0	0	(62)	62		62	0.0%	
4550 Water & Sewerage	0	(30)	(618)	588		588	4.9%	
<u>105 Battle Road Allotments</u>								
1000 Allotment Rent (Inc)	0	90	5,712	5,622			1.6%	
4510 General Maintenance	0	0	(349)	349		349	0.0%	
4520 Software Licence	0	0	(62)	62		62	0.0%	
4550 Water & Sewerage	0	0	(636)	636		636	0.0%	
<u>110 Harold Ave Allotments</u>								
1000 Allotment Rent (Inc)	0	0	1,012	1,012			0.0%	
4510 General Maintenance	0	0	(549)	549		549	0.0%	
4520 Software Licence	0	0	(62)	62		62	0.0%	
<u>115 Western Road Recreation Ground</u>								
1050 Rent Beaconsfield/Tennis/Pitch	0	30	1,000	970			3.0%	
4510 General Maintenance	(1,000)	(1,000)	(1,012)	12		12	98.8%	
4550 Water & Sewerage	(218)	(666)	(700)	34		34	95.1%	
4560 Drainage	0	(420)	(2,000)	1,580		1,580	21.0%	
<u>120 Maurice Thornton Playing Field</u>								
4510 General Maintenance	0	0	(753)	753		753	0.0%	
4550 Water & Sewerage	0	0	(74)	74		74	0.0%	
4560 Drainage	0	0	(6,800)	6,800		6,800	0.0%	
4600 Annual Rent	0	(1,000)	(1,000)	0		0	100.0%	
4605 Pitch Marking Paint/Contractor	0	0	(500)	500		500	0.0%	
4610 Skate Park Maintenance	0	0	(2,060)	2,060		2,060	0.0%	
<u>125 Play Areas</u>								
4140 Insurance	0	(1,030)	(1,450)	420		420	71.1%	
4510 General Maintenance	(750)	(903)	(2,350)	1,447		1,447	38.4%	
4650 Safety Gates	0	0	(3,000)	3,000		3,000	0.0%	
<u>130 Public Open Spaces</u>								
1100 Fishing Permits	271	304	850	546			35.8%	
4690 POS - General Main	0	0	(337)	337		337	0.0%	
4695 Vermin Control	(130)	(259)	(562)	303		303	46.1%	
4700 Plant & Skip Hire	(414)	(959)	(5,912)	4,953		4,953	16.2%	
4705 Maintenance Plan	(4,960)	(16,975)	(62,018)	45,043		45,043	27.4%	
4715 Country Park - General Maint	0	0	(507)	507		507	0.0%	
4720 Orchard Park - General Maint	0	0	(787)	787		787	0.0%	
4730 Ersham Road Common - Gen Maint	0	0	(55)	55		55	0.0%	



## Detailed Income &amp; Expenditure by Budget Heading 19/07/2022

Month No: 3

## Cost Centre Report

	Actual Current	Actual Year To Date	Current Annual	Variance Annual	Committed Expenditure	Funds Available	% Spent	Transfer to/from EMR
4740 Covid - 19	0	0	(9,885)	9,885		9,885	0.0%	
<u>135 Common Pond</u>								
4510 General Maintenance	0	0	(721)	721		721	0.0%	
<u>145 Horticultural &amp; Ground Maint</u>								
4750 Grass & Hedge Cutting	0	0	(25,750)	25,750		25,750	0.0%	
4755 Tree Surgery	(2,030)	(10,786)	(28,291)	17,505		17,505	38.1%	
<u>160 Environment Services</u>								
4745 Urban Grass Cutting	0	(9,450)	(9,500)	50		50	99.5%	
4850 Dog Hygiene/Bin Emptying	0	0	(5,000)	5,000		5,000	0.0%	
<u>170 Funded Projects</u>								
4980 Church Yard CCTV Service Cont	0	0	(309)	309		309	0.0%	
4985 War Memorial - All Costs	(224)	(315)	(500)	185		185	63.0%	
4990 CAB Rent & Grant	0	0	(5,801)	5,801		5,801	0.0%	
<u>180 Cortlandt Stable Block</u>								
4510 General Maintenance	0	0	(4,390)	4,390		4,390	0.0%	
4995 Rent/Rates/Utilities	(3,762)	(4,831)	(16,794)	11,963		11,963	28.8%	
<u>200 Tourism &amp; Leisure</u>								
1400 Street Market Stall Pitch Fee	113	250	0	(250)			0.0%	
1410 Christmas Market - Income	0	292	0	(292)			0.0%	
4125 Rates	(175)	(521)	0	(521)		(521)	0.0%	
4905 Miscellaneous Items	0	(59)	(219)	160		160	26.9%	
4910 Event Advertising	(245)	(355)	(562)	207		207	63.2%	
4915 Bus Alliance	0	0	(1,000)	1,000		1,000	0.0%	
4920 Queen Jubilee	(10,561)	(11,303)	(8,396)	(2,907)		(2,907)	134.6%	
4925 Summer Event	(21)	(21)	(2,665)	2,644		2,644	0.8%	
4930 Christmas Light Switch On	0	0	(2,460)	2,460		2,460	0.0%	
4935 Christmas Market	0	0	(2,460)	2,460		2,460	0.0%	
4940 Fun Run	0	0	(5,000)	5,000		5,000	0.0%	
<u>205 Festive Lighting</u>								
4975 Christmas Festoons	(7,950)	(7,950)	(16,240)	8,290		8,290	49.0%	
<u>300 Town Council Site</u>								
1200 Kemer Kebab	2,625	2,625	10,500	7,875			25.0%	
1205 4 Market Square (Inc)	1,800	1,800	8,300	6,500			21.7%	
1225 Miscellaneous rents	200	954	0	(954)			0.0%	
1275 Insurance Recharge	116	441	400	(41)			110.2%	
4115 Telephone & mobiles	(347)	(528)	0	(528)		(528)	0.0%	
4125 Rates	0	(7,111)	0	(7,111)		(7,111)	0.0%	
4130 Gas/Electricity	(427)	(827)	(4,500)	3,673		3,673	18.4%	



## Detailed Income &amp; Expenditure by Budget Heading 19/07/2022

Month No: 3

## Cost Centre Report

	Actual Current	Actual Year To Date	Current Annual	Variance Annual	Committed Expenditure	Funds Available	% Spent	Transfer to/from EMR
4140 Insurance	0	(11,680)	(13,000)	1,320		1,320	89.8%	
4510 General Maintenance	0	(714)	0	(714)		(714)	0.0%	
4515 Cleaning/Maintenance	(37)	(551)	0	(551)		(551)	0.0%	
5000 Internal Repairs/General Maint	(26)	(53)	(1,229)	1,176		1,176	4.3%	
5005 External Repairs/General Maint	0	0	(649)	649		649	0.0%	
5010 Electronic Gates	0	0	(530)	530		530	0.0%	
5015 Maintenance 4 Market Sq	0	0	(9,960)	9,960		9,960	0.0%	
5020 Gas Boiler - Annual Service	0	0	(212)	212		212	0.0%	
5025 Intruder & Smoke Alarm Service	(28)	(57)	(280)	223		223	20.2%	
<u>305 Maurice Thornton Pavilion</u>								
1215 Pavilion Lets	0	0	1,200	1,200			0.0%	
4130 Gas/Electricity	(56)	(186)	(1,000)	814		814	18.6%	
4510 General Maintenance	(16)	(48)	(515)	467		467	9.3%	
4550 Water & Sewerage	0	(31)	(311)	280		280	10.1%	
<u>310 Grovelands Barn</u>								
4125 Rates	0	(2,695)	0	(2,695)		(2,695)	0.0%	
4130 Gas/Electricity	(21)	(42)	0	(42)		(42)	0.0%	
4510 General Maintenance	0	0	(266)	266		266	0.0%	
5100 MT Hut/Grovelands Barn Energy	0	0	(515)	515		515	0.0%	
5105 Grovelands Barn Rates	0	0	(3,060)	3,060		3,060	0.0%	
<u>315 Union Corner Hall</u>								
4510 General Maintenance	0	0	(1,000)	1,000		1,000	0.0%	
<u>320 Public Toilets - Stable Block</u>								
4510 General Maintenance	213	0	0	0		0	0.0%	
4515 Cleaning/Maintenance	(1,124)	(3,022)	(15,000)	11,978		11,978	20.1%	
<u>325 Changing Pod</u>								
4515 Cleaning/Maintenance	0	0	(13,000)	13,000		13,000	0.0%	
<u>330 Welbury Farm/Jim West Com Hall</u>								
1210 Meeting Room Lets/J West	1,984	8,751	33,000	24,249			26.5%	
4115 Telephone & mobiles	(90)	(333)	(1,077)	744		744	30.9%	
4125 Rates	(873)	(2,622)	(8,760)	6,139		6,139	29.9%	
4130 Gas/Electricity	(675)	(1,795)	(1,000)	(795)		(795)	179.5%	
4510 General Maintenance	(599)	(1,938)	0	(1,938)		(1,938)	0.0%	
4515 Cleaning/Maintenance	(397)	(1,442)	(500)	(942)		(942)	288.4%	
4550 Water & Sewerage	0	(664)	(255)	(409)		(409)	260.2%	
5150 Maintenance/Running Costs	(137)	(308)	(408)	100		100	75.6%	
5155 J West Refund	(450)	(850)	0	(850)		(850)	0.0%	

## Detailed Income &amp; Expenditure by Budget Heading 19/07/2022

Month No: 3

## Cost Centre Report

	Actual Current	Actual Year To Date	Current Annual	Variance Annual	Committed Expenditure	Funds Available	% Spent	Transfer to/from EMR
<u>400 Cemetery Lodge</u>								
1220 Cemetery Rent	595	1,785	6,900	5,115			25.9%	
4510 General Maintenance	0	0	(169)	169		169	0.0%	
5175 Cemetery Lodge Repairs	0	0	(6,084)	6,084		6,084	0.0%	
<u>405 Cemetery Services &amp; Overheads</u>								
1500 Burial Fees	5,886	18,897	51,500	32,603			36.7%	
4115 Telephone & mobiles	(47)	(141)	0	(141)		(141)	0.0%	
4125 Rates	0	(6,238)	(4,200)	(2,038)		(2,038)	148.5%	
4130 Gas/Electricity	(246)	(440)	(1,550)	1,110		1,110	28.4%	
4510 General Maintenance	(177)	(3,715)	(8,196)	4,481		4,481	45.3%	
4550 Water & Sewerage	0	0	(446)	446		446	0.0%	
4750 Grass & Hedge Cutting	0	(1,281)	(15,375)	14,094		14,094	8.3%	
5210 Telephone	0	0	(618)	618		618	0.0%	
5215 Fire Extinguisher/Boiler Servi	0	0	(124)	124		124	0.0%	
5220 Pest Control	0	0	(309)	309		309	0.0%	
5225 Repairs/Cleaning & Waste	0	(110)	(2,082)	1,972		1,972	5.3%	
5230 Burial Record IT-Licence	0	0	(339)	339		339	0.0%	
5300 Grave Digging	(2,410)	(2,410)	(15,298)	12,888		12,888	15.8%	
5305 Maintenance Flowers & Trees	(5,291)	(5,291)	(546)	(4,745)		(4,745)	969.0%	
5350 Ditch Clearance	0	0	(1,030)	1,030		1,030	0.0%	
<u>500 Street Lighting</u>								
4510 General Maintenance	0	0	(15,914)	15,914		15,914	0.0%	
5375 New Lighting	0	0	(31,938)	31,938		31,938	0.0%	
5380 Energy (145516 kwh per year)	0	0	(14,068)	14,068		14,068	0.0%	
5390 Annual Repairs	0	0	(7,210)	7,210		7,210	0.0%	
<u>505 Street Furniture</u>								
5400 Bus Shelter Repairs	0	0	(873)	873		873	0.0%	
5405 Black Sacks	0	0	(206)	206		206	0.0%	
5410 Defibulators	(1,016)	(1,016)	(2,321)	1,305		1,305	43.8%	
5415 New Bin	0	(2,369)	(2,369)	0		0	100.0%	
<u>600 Staffing Costs</u>								
4000 Wages (Manual)	(4,405)	(45,514)	(166,514)	121,000		121,000	27.3%	
4005 Salaries (Admin.)	(33,751)	(68,293)	(284,892)	216,599		216,599	24.0%	
4010 NHI (Wages & salaries)	(13,623)	(21,473)	(60,674)	39,201		39,201	35.4%	
4015 Pension (wages & salaries)	(6,289)	(15,294)	(81,284)	65,990		65,990	18.8%	
4020 Youth Café & InfoPoint	(9,975)	(29,468)	(134,563)	105,095		105,095	21.9%	
4025 NHI Youth Café & InfoPoint	(2,108)	(8,768)	(11,268)	2,500		2,500	77.8%	
4030 Pension Youth Café & InfoPoint	(952)	(3,726)	(17,637)	13,911		13,911	21.1%	
4040 Staff costs to other Budgets i	0	0	(5,000)	5,000		5,000	0.0%	

## Detailed Income &amp; Expenditure by Budget Heading 19/07/2022

Month No: 3

## Cost Centre Report

	Actual Current	Actual Year To Date	Current Annual	Variance Annual	Committed Expenditure	Funds Available	% Spent	Transfer to/from EMR
4055 Honoraria's (Bailiffs/Tree War	(75)	(225)	(2,000)	1,775		1,775	11.3%	
4060 Members Allowances	(1,741)	(5,222)	(24,953)	19,731		19,731	20.9%	
<u>605 Administration Expenses</u>								
4100 Office equip/etc/computer cons	0	0	(2,369)	2,369		2,369	0.0%	
4105 Newsletter	(685)	(685)	(5,000)	4,315		4,315	13.7%	
4110 Annual Town Meeting	(168)	(413)	(600)	187		187	68.8%	
4115 Telephone & mobiles	(150)	(335)	(3,000)	2,665		2,665	11.2%	
4120 Contract Cleaning	(206)	(206)	(4,841)	4,636		4,636	4.2%	
4125 Rates	0	0	(7,212)	7,212		7,212	0.0%	
4135 Annual Electrical Test of Equi	0	0	(328)	328		328	0.0%	
4145 Franking machine/postage	(100)	(300)	(1,300)	1,000		1,000	23.1%	
4150 Audit fees	0	(140)	(2,950)	2,811		2,811	4.7%	
4155 Travelling, Training & seminar	(300)	(674)	(3,090)	2,416		2,416	21.8%	
4160 Photocopier lease & Monthly Us	(84)	(560)	(2,881)	2,321		2,321	19.4%	
4165 Room Hire Expenses	0	(163)	(600)	438		438	27.1%	
4170 Computer Software/licenses	(4,290)	(6,800)	(8,685)	1,886		1,886	78.3%	
4175 Website Hosting/Domains	(102)	(304)	(1,100)	796		796	27.6%	
4180 Subscriptions & Publications	0	(3,558)	(4,500)	942		942	79.1%	
4185 Professional fees	(460)	(1,250)	(5,672)	4,422		4,422	22.0%	
4190 Election	0	(5,201)	(18,172)	12,971		12,971	28.6%	
4195 Advertising / Publicity	(239)	(470)	(515)	45		45	91.3%	
4200 Annual extinguisher etc., insp	0	0	(350)	350		350	0.0%	
4205 Stationery & miscellaneous equ	(111)	(264)	(4,575)	4,311		4,311	5.8%	
4210 Commercial Rubbish Disposal	(901)	(2,320)	(2,650)	330		330	87.5%	
4215 Civic regalia	0	0	(258)	258		258	0.0%	
4220 Hailsham Neighbourhood Plan	0	0	(5,001)	5,001		5,001	0.0%	
4225 Vending/Water Machine	0	(136)	0	(136)		(136)	0.0%	
4550 Water & Sewerage	0	0	(1,000)	1,000		1,000	0.0%	
<u>610 Chairmans Allowance</u>								
4280 Chairmans allowance	(157)	(347)	(1,745)	1,398		1,398	19.9%	
<u>615 Youth Provision</u>								
1305 Donations	500	500	0	(500)			0.0%	
1310 Activity Income	274	1,144	1,000	(144)			114.3%	
4125 Rates	0	(6,113)	(6,200)	87		87	98.6%	
4300 Youth Café	(1,306)	(5,195)	(62,632)	57,437		57,437	8.3%	
4305 FNP	(446)	(1,391)	(7,527)	6,136		6,136	18.5%	
4310 PGL	0	0	(1,000)	1,000		1,000	0.0%	
4315 Safe Hub	0	0	(400)	400		400	0.0%	
4320 Hellingly Youth Club	0	0	(300)	300		300	0.0%	
4325 Mini Bus	0	(620)	(9,600)	8,980		8,980	6.5%	

## Detailed Income &amp; Expenditure by Budget Heading 19/07/2022

Month No: 3

## Cost Centre Report

	Actual Current	Actual Year To Date	Current Annual	Variance Annual	Committed Expenditure	Funds Available	% Spent	Transfer to/from EMR
4330 Monday Club	0	0	(600)	600		600	0.0%	
4335 Eastside Youth Hub	0	(130)	(7,000)	6,870		6,870	1.9%	
<u>620 Machinery/Tools/Protective Clo</u>								
4350 Protective Clothing	(33)	(33)	(1,041)	1,008		1,008	3.2%	
4355 Tools	0	(239)	(1,354)	1,115		1,115	17.7%	
<u>625 Vehicle Fleet</u>								
4360 Leasing costs	(1,054)	(3,161)	(13,000)	9,839		9,839	24.3%	
4365 Vehicle Overheads - fuel	(371)	(929)	(3,500)	2,571		2,571	26.6%	
4370 Vehicle Overheads - service &	0	(92)	(1,632)	1,540		1,540	5.6%	
4375 Vehicle Overheads - Insurance	0	(3,333)	(3,500)	167		167	95.2%	
<u>630 Twinning</u>								
4395 Civic Events	0	0	(1,200)	1,200		1,200	0.0%	
<u>635 Misc. Provision</u>								
4400 Annual Grants	0	(10,500)	(11,000)	500		500	95.5%	
<u>640 Section 137 (Free Resource)</u>								
4999 Miscellaneous	0	0	(400)	400		400	0.0%	
<u>645 Projects (Add to Cap.Funds)</u>								
9014 No 14 - Contingency Fund (unal	0	(1,760)	0	(1,760)		(1,760)	0.0%	
9015 No 15 - Bus Concessions (See n	(350)	(350)	(8,000)	7,650		7,650	4.4%	
9021 No 21 - Criminal Damage (unall	0	0	(1,050)	1,050		1,050	0.0%	
<u>650 Funded Services</u>								
5500 Hellingly P.C. subsidy (as pro	0	0	(27,810)	27,810		27,810	0.0%	
5505 Hailsham Revitalization Fund	(100)	(550)	(26,668)	26,118		26,118	2.1%	
5510 CCTV - Camera costs	0	0	(7,957)	7,957		7,957	0.0%	
5515 Post Office Operation costs	(10,000)	(20,467)	(70,566)	50,099		50,099	29.0%	
<u>655 Account Int &amp; Commuted Sums</u>								
1076 Precept	0	626,428	1,254,440	628,012			49.9%	
1080 Interest on accounts	320	320	1,200	880			26.6%	
5550 Bank charges	(70)	(188)	(600)	412		412	31.4%	
Grand Totals:- Income	<b>14,682</b>	<b>664,609</b>	<b>1,378,025</b>	<b>713,416</b>			<b>48.2%</b>	
Expenditure	<b>141,530</b>	<b>407,014</b>	<b>1,600,914</b>	<b>1,193,900</b>	<b>0</b>	<b>1,193,900</b>	<b>25.4%</b>	
<b>Net Income over Expenditure</b>	<b>(126,848)</b>	<b>257,595</b>	<b>(222,889)</b>	<b>(480,484)</b>				
<b>Movement to/(from) Gen Reserve</b>	<b>(126,848)</b>	<b>257,595</b>						

## EXPENDITURE PROFILING FOR 2022-2023

Supplier	Date	Amount	Description		
				<b>April</b>	<b><u>30761.44</u></b>
ESALC	Apr	2983.94			
SLCC	Apr	398.00			
Fields in Trust	Apr	65.00			
Ruskins	Apr	3,770.00	Tree Survey		
Cuckmere Buses	Apr	1,389.50	Concessions		
Wealden DC	Apr	22,155.00	Rates		
ESCC	Apr	9,450.00	Urban Grass cutting		
SEE	May	220.00		<b>May</b>	<b><u>41233.00</u></b>
Zurich	May	16,700.00	Insurance		
Hellingly PC	May	12,313.00	1st		
Wealden DC	May	1,000.00	Rates for MT playing Field		
Annual Grants	May	11,000.00	Annual Grants		
ESCC	Jul	9,250.00	Urban Grass Cutting Additional cuts	<b>Jul</b>	<b><u>10,639.50</u></b>
Cuckmere Buses	Jul	1,389.50	Concessions		
Littlejohn LLP	Sep	2,500.00	External Auditor Fee	<b>Sep</b>	<b><u>2,500.00</u></b>
Wealden Assoc of Local councils	Oct	100.00		<b>Oct</b>	<b><u>1489.50</u></b>
Cuckmere Buses	Oct	1389.50	Concessions		
Hellingly PC	Nov	12,313.00	2nd	<b>Nov</b>	<b><u>13,288.00</u></b>
Elco	Nov	975.00	J West Boiler Service		
ATCM	Dec	545.00		<b>Dec</b>	<b><u>565.00</u></b>
Sussex Rural	Dec	20.00			
Rialtas Business Soltions	Jan	290.00	Burials	<b>Jan</b>	<b><u>1,679.50</u></b>
Cuckmere Buses	Jan	1,389.50	Concessions		
				<b>Feb</b>	<b><u>2,553.00</u></b>
Rialtas Business Solutions	Feb	673.00	Accounts		
UK Safety Management	Feb	780.00	PAT Test all sites		
Pyrotec	Feb	1,100.00	Fire Extingusher Testing all sites/vehicles		
ESCC	Mar	14,068.00	Street Lighting Energy	<b>Mar</b>	<b><u>29,982.00</u></b>
ESCC	Mar	15,914.00	Street Lighting Maintenance		
<b>Monthly/Quarterly Payments</b>					
Uniserve		3,186.00	Office 365 - £265.53 per month	<b>Total</b>	<b><u>179,774.40</u></b>
The Police and Crime commissioner		1,784.40	CCTV 4 Qtrs		
The Police and Crime commissioner		4,000.00	CCTV 4 Qtrs		
Evolution		1,320.00	J west Legionella testing contract - £110 per month		
Initial Washroom		3,278.00	Hygiene Contract 12 months		
Colliers Intl		14,200.00	Rent and Service charge - 2 North St - £3550 per Qtr		

Business Waste	24,000.00	Waste collection all sites (including Dog waste) - £2,000 per month
S Spence	10,080.00	Public Toilet Cleaning
ESCC	17,297.00	SOX Replacements 1 per year no set date
Roland Dunn	714.00	Service Charge for Cemetery Lodge
Barcombe Landscapes	25,470.00	Horticultural contract - Qtr (jun/oct/jan/apr)
M & S Print	2,445.00	Newsletter printing costs - as delivery inhouse
Hailsham Town Council CIC	60,000.00	£10,000 every 2 months
A Reed	12,000.00	Grave Digging - £1000 per month average

<b>TOTAL</b>	<b>323,915.34</b>
--------------	-------------------

**Report to:** Finance, Budget, and Resource Committee

**Date:** 27<sup>th</sup> July 2022

**By:** Michelle Webber - RFO

**Title of report:** Variance Explanation Qtr. 1 – 30.06.2022

**PURPOSE:**

To provide the committee with explanation on variances of the Income and Expenditure reports for Qtr. 1 to 30.06.2022.

**BACKGROUND:**

The Council finances work on an Income and Expenditure reporting. Below are details where the actuals are above where budgeted expectations should be.

The blanket insurance cover for the properties/vehicles/events/play areas etc , has been paid in full for the year. The rates on most of the council properties have been paid in full in April. Only the street market and James West are paid monthly.

I have attached the profiling document, which should help explain certain variances during the year.

variances for the current quarter are detailed below.

Western Road Recreation Ground Water Supply – 115 – 98.8% of budget – Higher than predicted

Maurice Thornton playing field – 120 – Annual Rent – 100% - paid in full in the first quarter

Environmental Services – 160 Urban Grass Cutting – 99.5% - ESCC additional grass cuts paid in full in the first quarter

Maurice Thornton Pavilion – 202 General Repairs – 454% of Budget – Increase costs on materials during the job due to economic increase of costs of goods at the current time in the UK.

James West Community Hall – The variances on this is to be contra off the income.

Cemetery Services & Overheads – 5305 – 969% - There was a headstone which the council had to pay for due to issues historical grave digging. Further information available from the burials officer.

Street Furniture – 505 – 100%- New bins for dog bin replacement have now been put in place.



Allotment annual rents due in the next 2 quarter's ending 30.9.2022 and 31.12.2022.

**CONSIDERATION:**

To note the variances explanations provided by the RFO on the Income and Expenditure report for Qtr. 1 to 30.6.2022.

**Bank Reconciliation Statement as at 30/06/2022  
for Cashbook 1 - Current Bank A/c**

<u>Bank Statement Account Name (s)</u>			<u>Statement Date</u>	<u>Page</u>	<u>Balances</u>
Current Account			30/06/2022	9	75,700.11
					<hr/> 75,700.11
<u>Unpresented Cheques (Minus)</u>			<u>Amount</u>		
26/04/2022	25647	The Ordinary Climber		165.00	
26/04/2022	25648	Uday Patel		100.00	
06/05/2022	25664	J Stephens		50.00	
06/05/2022	25679	Wealden Writers		500.00	
13/05/2022	25693	Town City cards		450.00	
20/05/2022	25709	Hailsham Allotment Society		500.00	
27/05/2022	25718	Robins of Hertsmonceux		90.00	
31/05/2022	25723	Mrs JE Doody		350.00	
31/05/2022	25730	East Sussex Pension Fund		7,467.59	
31/05/2022	25731	Haulaway Ltd		198.00	
07/06/2022	25743	S Fry		50.00	
07/06/2022	25744	K Ryan		50.00	
07/06/2022	25755	Brandon Hire Station		468.00	
07/06/2022	25757	Mr M Caira		37.25	
10/06/2022	25763	Bloomfields Florist		105.00	
10/06/2022	25769	Stix Drummers		100.00	
10/06/2022	25770	J Walker		300.00	
17/06/2022	25779	Plant Golf Eastbourne		170.00	
17/06/2022	25780	M & S Print Services Ltd		822.00	
17/06/2022	25781	Fieldskill		132.83	
17/06/2022	25782	Roots Gardening and Maintenanc		1,200.00	
17/06/2022	25783	Uniserve SE Ltd		2,188.22	
17/06/2022	25785	Martello plant hire		496.80	
17/06/2022	25786	Business Waste		520.08	
21/06/2022	25787	N Povey		75.00	
21/06/2022	25787	Mr N povey		175.00	
21/06/2022	25788	RAE		60.00	
21/06/2022	25791	Jackson Fencing Ltd		1,001.77	
21/06/2022	25792	Knockhatch		175.00	
28/06/2022	25795	DVS Management		600.00	
28/06/2022	25796	Uniserve SE Ltd		1,856.40	
28/06/2022	25797	MFC Outdoor Stores Ltd		39.98	
28/06/2022	25798	Mr S Webber		39.00	
28/06/2022	25799	Child Maintenance Service		240.50	
28/06/2022	25800	HMRC PAYE		18,212.01	
28/06/2022	25801	East Sussex pension Fund		9,543.75	
28/06/2022	257802	Business Stream		430.48	
28/06/2022	25803	Ricochet Signs Ltd		201.60	
28/06/2022	25805	Glasdon UK Ltd		152.75	
28/06/2022	25806	Hellingly Parish Council		945.84	
28/06/2022	25807	J Boorsma		50.00	
28/06/2022	25808	S Fitch-Preston		50.00	

**Bank Reconciliation Statement as at 30/06/2022  
for Cashbook 1 - Current Bank A/c**

			<u>Amount</u>	<u>Balances</u>
28/06/2022	25809	N Holder-Urwin	50.00	
28/06/2022	25810	A Greogry	50.00	
30/06/2022	25811	R Smith	50.00	
30/06/2022	25812	Mr T Hall	130.00	
30/06/2022	25814	East Sussex County Council	138.00	
30/06/2022	25815	Nationwide Leasing Solutions	686.40	
30/06/2022	25816	Town & Country Tree Services	1,800.00	
30/06/2022	25817	A Joyes	130.00	
30/06/2022	25818	Step up sports community	400.00	
30/06/2022	25819	Hailsham Roadways	26,377.51	
30/06/2022	25820	D Sankey	155.40	
				80,327.16
				-4,627.05
<b><u>Receipts not Banked/Cleared (Plus)</u></b>				
			0.00	
				0.00
				-4,627.05
			<b>Balance per Cash Book is :-</b>	<b>-6,007.49</b>
			<b>Difference Excluding Adjustments is :-</b>	<b>1,380.44</b>
<b><u>Adjustments to Reconciliation</u></b>				
08/10/2021	25277	M P Miller	104.44	
14/01/2022	25432	SLCC	72.00	
18/02/2022	25508	Haulaways Ltd	264.00	
25/02/2022	25521	Roots Gardening & Grounds Main	840.00	
30/03/2022	25592	Burfiled Academy	100.00	
				1,380.44
			<b>Unreconciled Difference is :-</b>	<b>0.00</b>

## List of Payments made between 01/04/2022 and 30/04/2022

<u>Date Paid</u>	<u>Payee Name</u>	<u>Reference</u>	<u>Amount Paid</u>	<u>Authorized Ref</u>	<u>Transaction Detail</u>
01/04/2022	CF Corporation	DD	374.40		Photocopier lease Qtr 1
01/04/2022	SOS Systems Ltd	DD	73.27		Photocopier printing
01/04/2022	Wealden District Council	DD	1,046.30		Rates April
01/04/2022	Lex Autolease	DD	1,264.56		Vehicle Leasing
04/04/2022	Npower	DC	391.59		J West Electric
04/04/2022	Barclays Bank	DD	61.05		Bank charges
05/04/2022	Quadient UK Ltd	DD	100.00		Franking - Postage
07/04/2022	Rialtas	25606	420.00		New Chart of Accounts
07/04/2022	Agrifactors (Southern) Ltd	25607	504.00		Drainage HTFC
07/04/2022	ESALC Ltd	25608	2,810.38		ESALC & NALC Sub
07/04/2022	A Joyes	25609	137.69		Youth Services Expenses
07/04/2022	D Sankey Ltd	25610	155.40		Vermin Control C Park
07/04/2022	East Sussex County Council	25611	11,340.00		Urban Grass Cutting 2022-2023
07/04/2022	Regional Media Group Ltd	25612	355.00		Advertising
07/04/2022	SLCC	25613	294.00		Membership Fee
07/04/2022	Child Maintenance Service	25614	240.50		DEO
07/04/2022	Initial Washroom	25615	327.80		Hygiene for April 2022
07/04/2022	Hailsham Town Council CIC	25616	10,000.00		Post Office Subsidy
07/04/2022	SLCC	25617	467.00		Membership TC
07/04/2022	Lex Autolease	DD	98.28		Vehicle Repair
08/04/2022	Ernest Doe & Sons Ltd	25618	138.43		Cemetery Maintenance
08/04/2022	Macey Industrial Fixing Ltd	25620	287.20		Tools
08/04/2022	Town & Country Tree Services	25621	1,584.00		Tree Planting
12/04/2022	Uniserve (South East) Ltd	25622	242.40		Office 365
12/04/2022	Evolution	25623	132.00		J West Water Treatment
12/04/2022	Glasdon UK Limited	25624	6,718.32		Dog bin replacement
12/04/2022	Npower	25625	497.84		Electric for J West
12/04/2022	G Chandler	25626	50.00		J West Refund
13/04/2022	Allstar	DD	267.17		March vehicle fuel
15/04/2022	Fuzion 4 Ltd	DD	155.20		Alarm Maintenance April 2022
19/04/2022	Business Waste	25627	1,033.20		Waste Collection
19/04/2022	Adrians Cleaning Service Ltd	25628	700.50		Cleaning of FDL/JW
19/04/2022	GM Monk Ltd	25629	732.00		LED Lighting in FDL
19/04/2022	Phoenix Liquid Waste	25630	130.25		Ceasepool - Cemetery
19/04/2022	Npower	25632	33.47		Electric - war memorial
19/04/2022	Town & Country Tree Services	25633	420.00		Tree work- Ersham Rd Cem
19/04/2022	Bloomfields	25634	50.00		Ukraine Wreath
19/04/2022	Wightman & Parrish	25635	112.87		Hygiene Supplies
19/04/2022	A Vaughan	25636	2,770.00		Chapel Doors Cemetery
19/04/2022	Haulaway Ltd	25637	180.00		Skip Hire - Cemetery
19/04/2022	Uniserve South East Ltd	25638	76.80		Post office support IT
19/04/2022	South East Employers	25639	277.20		Membership
19/04/2022	Wealden District Council	DD	22,155.60		Rates for 2022-2023
20/04/2022	Vostel Ltd	DD	474.97		Telephone
20/04/2022	Allstar	DD	147.29		Vehicle Fuel - SW
21/04/2022	Microsoft	DC	59.99		Software
22/04/2022	Wealden District Council	25640	1,000.00		Annual Rent

## List of Payments made between 01/04/2022 and 30/04/2022

<u>Date Paid</u>	<u>Payee Name</u>	<u>Reference</u>	<u>Amount Paid</u>	<u>Authorized Ref</u>	<u>Transaction Detail</u>
22/04/2022	Step up Sports Consultancy Ltd	25641	180.00		Professional Fees
22/04/2022	Cash	25642	100.00		Petty Cash for Y Services
22/04/2022	Zoom	DC	143.88		License
26/04/2022	Castle Water	25643	85.96		Water Supply
26/04/2022	Business Stream	25644	440.41		Water Waste
26/04/2022	Mr J Harrison	25645	143.88		Zoom License
26/04/2022	S Spence	25646	840.00		P Toilet Cleaning
26/04/2022	The Ordinary Climber	25647	165.00		Climbing Session
26/04/2022	Uday Patel	25648	100.00		Knowknives Project
26/04/2022	Safety Net	25649	65.00		DBS Fees - Youth Service
26/04/2022	Paul Barlow	25650	975.00		Graffiti workshop
26/04/2022	Andy Willard	25651	80.00		Youth service - publications
26/04/2022	High Interest	TFR	250,000.00		Precept
26/04/2022	High Interest	TFR	250,000.00		Precept
26/04/2022	High Interest	TFR	26,428.00		Precept
27/04/2022	Flagmakers	DC	70.58		New Flag
27/04/2022	Wages and Salaries	BACS	38,880.19		April Payroll
29/04/2022	Roland Dunn	DD	71.40		Management Fee
<b>Total Payments</b>			<b>639,657.22</b>		

## List of Payments made between 01/06/2022 and 30/06/2022

<u>Date Paid</u>	<u>Payee Name</u>	<u>Reference</u>	<u>Amount Paid</u>	<u>Authorized Ref</u>	<u>Transaction Detail</u>
01/06/2022	Allstar	DD	182.81		Vehicle Fuel
01/06/2022	Wealden District Council	DD	1,048.00		Rates
01/06/2022	Lex Autolease	DD	1,264.56		Vehicle Leasing
06/06/2022	Wages and Salaries	BACS	1,316.24		Wages
07/06/2022	H Moon	25740	50.00		J West Refund
07/06/2022	D Saunders	25741	50.00		J West refund
07/06/2022	S Strudwick	25742	50.00		J West Refund
07/06/2022	S Fry	25743	50.00		J West Refund
07/06/2022	K Ryan	25744	50.00		J West Refund
07/06/2022	Armour Property Guards Ltd	25745	268.80		Queen Jubilee - Security
07/06/2022	Regional Media Group	25746	245.00		Advertising
07/06/2022	Business Waste	25747	869.84		Waste Collection
07/06/2022	Graham Best	25748	150.00		Queen Jubilee - The Truggs
07/06/2022	Pagoda Security	25749	826.20		Queen Jubilee - Security
07/06/2022	Mr S Webber	25750	40.50		Queen Jubilee - Subsistence
07/06/2022	Mr C Letschka	25751	43.00		Queen Jubilee - Subsistence
07/06/2022	Mrs M Hagger	25752	47.90		Queen Jubilee - Subsistence
07/06/2022	Kyle Welfare Photography	25753	112.50		Queen Jubilee - Photography
07/06/2022	Wealden Brass	25754	250.00		Queen Jubilee
07/06/2022	Brandon Hire Station	25755	468.00		Portable toilets - Queen Jubil
07/06/2022	J Henderson	25756	1,300.00		Queen Jubilee - Queen tribute
07/06/2022	Mr M Caira	25757	37.25		VIP Expenses - Queen Jubilee
07/06/2022	Cuckmere Community Bus	25758	350.00		Bus Concessions
07/06/2022	EON	25759	787.05		Electric and Gas
07/06/2022	DVS Management Ltd	25760	3,660.00		2 North Street - Rent
08/06/2022	Wages	BACS	1,359.51		Wk10
08/06/2022	SOS Systems Ltd	DD	100.76		Photocopier printing
08/06/2022	Allstar	DD	158.87		Vehicle Fuel
08/06/2022	Barclays	DD	70.05		Bank Charges
09/06/2022	The Edge Systems	DC	20.34		ID cards
10/06/2022	Mr P Hobden	25761	89.99		Common pond maintenance
10/06/2022	Mr A Reed	25762	2,410.00		Grave Digging
10/06/2022	Bloomfields Florist	25763	105.00		Chapel Flowers
10/06/2022	Initial Washroom	25764	327.80		Hygiene Supplies
10/06/2022	GM Monk Ltd	25765	908.40		Electrical Repairs
10/06/2022	Town & Country Tree Services	25766	636.00		Ersham Rd, Ashburnham place
10/06/2022	Uniserve SE Ltd	25767	1,102.79		NEw PC for DS
10/06/2022	Chris Makin	25768	500.00		Queen Jubilee - The chandlers
10/06/2022	Stix Drummers	25769	100.00		Queen Jubilee - Performance
10/06/2022	J Walker	25770	300.00		Queen Jubilee - Event Host
10/06/2022	Mr T Phillips	25771	500.00		Queen Jubilee - Rockitman
10/06/2022	Mr P Holbrook	25772	156.97		Mayoral Duties
10/06/2022	Accord AV	25773	6,838.22		Queen Jubilee - PA and Stage
10/06/2022	Adrians Cleaning Services	25774	498.00		Cleaning FDL /JW
10/06/2022	Cash Float	25775	100.00		Cash float for Hailsham Cards
10/06/2022	Wightman and Parrish	25776	169.63		Hygiene Supplies
10/06/2022	Screwfix	DC	51.46		Maintenance

## List of Payments made between 01/06/2022 and 30/06/2022

<u>Date Paid</u>	<u>Payee Name</u>	<u>Reference</u>	<u>Amount Paid</u>	<u>Authorized Ref</u>	<u>Transaction Detail</u>
10/06/2022	Indeed	DC	239.21		Advertising
15/06/2022	Besthost	DC	102.00		Hostings
15/06/2022	Wages	BACS	2,040.70		Wk11
15/06/2022	Fuzion 4 Ltd	DD	155.20		Alarm Maintenance
17/06/2022	Tookeys Memorials Limited	25777	5,026.00		Headstone - Hadley
17/06/2022	Mr R Gillett	25778	149.99		Work Mobile phone
17/06/2022	Plant Golf Eastbourne	25779	170.00		FNP
17/06/2022	M & S Print Services Ltd	25780	822.00		Newsletter
17/06/2022	Fieldskill	25781	132.83		Stationary
17/06/2022	Roots Gardening and Maintenanc	25782	1,200.00		Western Rd Recreation ground
17/06/2022	Uniserve SE Ltd	25783	2,188.22		New PC JH and Reception
17/06/2022	EDF Energy	25784	460.11		Youth cafe gas and electric
17/06/2022	Martello plant hire	25785	496.80		3 ton mini digger
17/06/2022	Business Waste	25786	520.08		Excess weight charge
17/06/2022	Quadriant	DD	100.00		Franking Machine
20/06/2022	Vostel Ltd	DD	669.54		Telephone Contract
21/06/2022	N Povey	25787	75.00		Queen Jubilee - DJ
21/06/2022	Mr N povey	25787	175.00		Queen Jubilee
21/06/2022	RAE	25788	60.00		Queen Jubilee - Entertainment
21/06/2022	S Spence	25789	840.00		P Toilet Cleaning
21/06/2022	Npower	25790	842.90		Electric JW and War Memorial
21/06/2022	Jackson Fencing Ltd	25791	1,001.77		Quinnell fencing
21/06/2022	Knockhatch	25792	175.00		FNP
22/06/2022	Wages	BACS	1,329.69		Wk12
22/06/2022	Allstar	DD	41.88		Vehicle Fuel
24/06/2022	Hailsham Town Council CIC	25793	10,000.00		Subsidy
24/06/2022	Festive Illuminations	25794	7,950.00		1st Xmas lighting and repairs
24/06/2022	Salaries	BACS	21,950.24		Mth 3
24/06/2022	Wages	BACS	9,734.38		Mth 3
24/06/2022	Wages	BACS	1,535.83		Mth 3
24/06/2022	Wages	BACS	68.40		Mth 3
27/06/2022	Wealden District Council	DC	21.00		TEN Notice for Summer Market
28/06/2022	DVS Management	25795	600.00		Service Chg 24/6-28/9/22
28/06/2022	Uniserve SE Ltd	25796	1,856.40		Pro Laptop -IT upgrade
28/06/2022	MFC Outdoor Stores Ltd	25797	39.98		Outdoor staff workwear
28/06/2022	Mr S Webber	25798	39.00		Eye test and glasses
28/06/2022	Child Maintenance Service	25799	240.50		DEO
28/06/2022	HMRC PAYE	25800	18,212.01		PAYE June 2022
28/06/2022	East Sussex pension Fund	25801	9,543.75		Month 3
28/06/2022	Business Stream	257802	430.48		Water
28/06/2022	Ricochet Signs Ltd	25803	201.60		ATM banners
28/06/2022	Glasdon UK Ltd	25805	152.75		Dog Bin replacement
28/06/2022	Hellingly Parish Council	25806	945.84		Burial fee paid to HTC error
28/06/2022	J Boorsma	25807	50.00		J West Refund
28/06/2022	S Fitch-Preston	25808	50.00		J West Refund
28/06/2022	N Holder-Urwin	25809	50.00		J West Refund
28/06/2022	A Greogry	25810	50.00		J West Refund



**List of Payments made between 01/06/2022 and 30/06/2022**

<u>Date Paid</u>	<u>Payee Name</u>	<u>Reference</u>	<u>Amount Paid</u>	<u>Authorized Ref</u>	<u>Transaction Detail</u>
28/06/2022	Roland Dunn	DD	71.40		Service Charge
29/06/2022	Wages	BACS	1,397.43		WK13
29/06/2022	Wages	BACS	4,190.46		Month 3
29/06/2022	Allstar	DD	61.90		Vehicle Fuel
29/06/2022	WEL Medical	DC	1,218.84		Defibulator
30/06/2022	R Smith	25811	50.00		Allotment Refund
30/06/2022	Mr T Hall	25812	130.00		Eye Test
30/06/2022	East Sussex County Council	25814	138.00		Y Services advertising
30/06/2022	Nationwide Leasing Solutions	25815	686.40		Knives rador - Y Cafe lease
30/06/2022	Town & Country Tree Services	25816	1,800.00		Tree Work @ Wickes location
30/06/2022	A Joyes	25817	130.00		Payment for Circus school FNP
30/06/2022	Step up sports community	25818	400.00		Fund bid fees Enviroment trust
30/06/2022	Hailsham Roadways	25819	26,377.51		Various works - Cem/Western Rd
30/06/2022	D Sankey	25820	155.40		Vermin Control - CP
<b>Total Payments</b>			<u>169,564.86</u>		

## List of Payments made between 01/05/2022 and 31/05/2022

<u>Date Paid</u>	<u>Payee Name</u>	<u>Reference</u>	<u>Amount Paid</u>	<u>Authorized Ref</u>	<u>Transaction Detail</u>
01/05/2022	Hexona Ltd	25653	1,285.21		Rent for 2 north street
01/05/2022	Wealden District Council	25654	167.50		Hall Hire
01/05/2022	ESALC Limited	25655	96.00		Finance Training
01/05/2022	Monzo	25656	300.00		Youth Services
01/05/2022	Glasdon	25657	1,526.69		Post fixing kit
01/05/2022	Eye Media	25658	230.82		Advertising
01/05/2022	Evolution	25659	132.00		J West Water treatment
01/05/2022	Fuzion 4 Ltd	25660	1,434.00		J West Alarm repair
01/05/2022	Wealden District Council	25661	5,200.96		Election costs
03/05/2022	Wealden District Council	DD	1,048.00		Rates
03/05/2022	Lex Autolease	DD	1,264.56		Vehicle Leasing
04/05/2022	SOS Systems Ltd	DD	112.37		Printing costs photocopier
04/05/2022	Indeed	DC	32.63		Advertising Recruitment
04/05/2022	Wages and Salaries	BACS	1,339.50		Wages
04/05/2022	Wages	BACS	454.05		Wages
05/05/2022	Wealden District Council	DC	21.00		TEN notice - Jubilee
06/05/2022	Wealden District Council	DC	21.00		TEN notice Jubilee
06/05/2022	E Baths	DC	31.77		Single Valve
06/05/2022	G Vine	25662	50.00		J West Refund
06/05/2022	C Dean	25663	50.00		J West Refund
06/05/2022	J Stephens	25664	50.00		J West Refund
06/05/2022	N Cass	25665	50.00		J West Refund
06/05/2022	RG Consultancy Ltd	25666	4,530.00		Tree Survey and site visits
06/05/2022	S & B Trade services	25667	59.99		Slot toaster
06/05/2022	Fuzion 4 Ltd	25668	84.00		Lead battery - Y cafe
06/05/2022	Hailsham & District Chamber	25669	40.00		Mayor engagement
06/05/2022	Countrywide Ground Maintenance	25670	1,537.50		Cemetery Grass Cutting
06/05/2022	Town & Country Tree Services	25671	912.00		Common pond tree work
06/05/2022	Mulberry & co	25672	167.40		End of year audit
06/05/2022	HMRC	25673	14,477.79		PAYE
06/05/2022	East Sussex pension fund	25674	7,804.99		Pension
06/05/2022	The Cedars Res Assoc	25675	500.00		Annual Grant
06/05/2022	Hailsham Bonfire Society	25676	2,500.00		Annual Grant
06/05/2022	Hailsham Active CIC	25677	500.00		Annual Grant
06/05/2022	SASBAH	25678	500.00		Annual Grant
06/05/2022	Wealden Writers	25679	500.00		Annual Grant
06/05/2022	Environment Hailsham	25680	4,000.00		Annual Grant
06/05/2022	Hailsham Choral Society	25681	500.00		Annual Grant
06/05/2022	Animazing CIC	25682	500.00		Annual Grant
06/05/2022	Sunflowers Mental Health	25683	500.00		Annual Grant
09/05/2022	Lex Autolease	DD	10.00		Charge
10/05/2022	Barclays Bank	DD	57.00		Bank Charges
11/05/2022	Allstar	DD	255.32		Vehicle Fuel
11/05/2022	Wages	BACS	1,382.09		Wages
13/05/2022	Quadiant UK Ltd	DD	100.00		Franking Machine
13/05/2022	Knockhatch	25684	180.00		FNP
13/05/2022	Adrians Cleaning Service Ltd	25685	475.50		Cleaning FDL and J West

## List of Payments made between 01/05/2022 and 31/05/2022

<u>Date Paid</u>	<u>Payee Name</u>	<u>Reference</u>	<u>Amount Paid</u>	<u>Authorized Ref</u>	<u>Transaction Detail</u>
13/05/2022	Npower	25686	463.43		J West Electric
13/05/2022	Town & Country Tree Service	25687	684.00		MT and Western Rd tree work
13/05/2022	Travis Perkins	25688	605.64		New Dog bins
13/05/2022	Initial Washroom	25689	327.80		Hygiene Supplies
13/05/2022	Uniserve SE Ltd	25690	1,413.36		PC upgrade & office 365
13/05/2022	Business Waste	25691	1,248.70		Waste collection
13/05/2022	Castle Water	25692	87.72		Water
13/05/2022	Town City cards	25693	450.00		Hailsham Card
13/05/2022	Zurich Municipal	25694	16,666.12		Insurance 2022-2023
13/05/2022	Macey Industrial Fixing	25695	4.03		Play area repair
13/05/2022	EON	25696	782.51		Gas and Electric
13/05/2022	L Southam	25697	50.00		J West refund
17/05/2022	Fuzion 4 Ltd	DD	155.20		Alarm Maintenance
18/05/2022	Allstar	DD	154.33		Vehicle Fuel
18/05/2022	Wages	BACS	1,385.98		Wages
19/05/2022	Besthost	DC	174.00		Domain and hosting
20/05/2022	Vostel Ltd	DD	469.99		Telephone charges
20/05/2022	Uniserve SE Ltd	25698	944.40		PC Upgrade
20/05/2022	Cash	25700	100.00		Phoenix Academy
20/05/2022	Southeast Electrical Solutions	25701	375.00		Western Rd Lighting
20/05/2022	Child Maintenance Service	25702	240.50		DEO
20/05/2022	Npower	25703	32.36		War Memorial Electric
20/05/2022	Swain Brothers	25704	1,380.00		4 Mkt Square
20/05/2022	Haulaway	25705	276.00		Skip Hire
20/05/2022	Travis Perkins	25706	91.12		Stock
20/05/2022	MR J Stanbury	25707	50.00		Allotment Refund
20/05/2022	Business Waste	25708	65.04		Waste Collection
20/05/2022	Hailsham Allotment Society	25709	500.00		Annual Grant
21/05/2022	Siemens Financial	DD	163.30		Vending machine lease
23/05/2022	Urban Jump	DC	637.00		FNP
24/05/2022	S Spence	25710	840.00		Public Toilet Cleaning
24/05/2022	Maps @ Aworth	25711	92.40		Professional Fees
24/05/2022	AHGTC	25712	50.00		Town Crier Membership
24/05/2022	Rialtas Business Solutions	25713	330.00		Re-launch of bookings
24/05/2022	Fieldskill	25715	7.13		Stationary
24/05/2022	Fieldskill	25715	177.29		Stationary
24/05/2022	K Humphrey	25716	50.00		J West Refund
25/05/2022	Wages	BACS	1,295.99		Wages
25/05/2022	Salaries	BACS	34,430.73		Wages and Salaries Mth 2
27/05/2022	Roland Dunn	DC	71.40		Professional Fees
27/05/2022	SOS Systems Ltd	DD	10.74		Photocopier Contract
27/05/2022	Nutra plumbing and Heating	25717	208.10		2 North Street Repair
27/05/2022	Robins of Hertsmonceux	25718	90.00		Top soil
27/05/2022	A Joyes	25719	310.99		Youth services expenses
27/05/2022	Town & Country Tree Services	25720	840.00		Western Rd and Holyhead
27/05/2022	Wightman and Parrish	25721	126.04		Hygiene Supplies
27/05/2022	Ryan Jinks	25722	200.00		Queen Jubilee

## List of Payments made between 01/05/2022 and 31/05/2022

<u>Date Paid</u>	<u>Payee Name</u>	<u>Reference</u>	<u>Amount Paid</u>	<u>Authorized Ref</u>	<u>Transaction Detail</u>
31/05/2022	Mrs JE Doody	25723	350.00		Queen Jubilee performance
31/05/2022	The Pentacle Drummers	25724	150.00		Queen Jubilee Sunday
31/05/2022	Uniserve SE Ltd	25725	192.00		Software maintenace
31/05/2022	JL Smith	25726	1,760.00		Town Crier uniform
31/05/2022	Knockhatch	25727	140.00		FNP
31/05/2022	DFIS	25728	589.90		Y Service Minibus
31/05/2022	HMRC PAYE	25729	15,662.86		PAYE May
31/05/2022	East Sussex Pension Fund	25730	7,467.59		Pension fund
31/05/2022	Haulaway Ltd	25731	198.00		Skip hire MT
31/05/2022	Swain bros Ltd	25732	8,410.00		Cemetery Lodge Windows
31/05/2022	S Divall	25733	50.00		J West Refund
31/05/2022	Ernest Doe & Sons	25734	387.60		Cemetery Maintenance
31/05/2022	TES Global Ltd	25735	630.00		Training Y Services
31/05/2022	Countrywide Ground Maintenance	25736	1,537.50		Cemetery Grass Cutting
31/05/2022	Uniserve SE Ltd	25737	253.68		Office 365
31/05/2022	Evolution	25738	132.00		J West
31/05/2022	Castlewater	25739	664.10		Water charges JW
31/05/2022	Sutcliffe Play	DC	179.04		Bumper seat pack
<b>Total Payments</b>			<u>164,834.25</u>		

COMMUTED SUM HISTORY																		
date in year		bank account	Treasury deposit	Country Pk & Orchard Pk	Arlington Road East	Butts Field	Diplocks	Focus POS	Grovelands Estate POS	Ripley Land capital	Ripley POS	Ripley Street light	CIL	WDC S106	Historical Commuted Sums	Interest through year	Community Hall repayments during year	
July 2001			166500	70000	40000	16500	11000								29000			
October 2001	Repay works loan of 45k			-20000											-25000			
October 2001			121500	50000	40000	16500	11000								4000			
End of year Balance 31.03.02			15100	50000	40000	16500	11000								4000	5500		
May 2002	10k repaid from precept (loan repayment)		131500	55000	40000	16500	11000								9000			
November 2002	10k used for Diplocks Ball Park						-10000											
			121500	55000	40000	16500	1000								9000			
	Diplocks balance of 1k to historical balance		121500	55000	40000	16500									10000			
November 2002	10k transferred from bank account		131500	55000	40000	16500									20000			
End of year balance 31.03.03			8929	55000	40000	16500									20000	4100		
July 2003	10k repaid from precept (loan repayment)		141500	60000	40000	16500									25000			
March 2004	Use £3500 for Gleneagles Fence	-3500																
End of year balance 31.03.04		9618	141500	60000	40000	16500									25000	4100		
May 2004	10k repaid from precept (loan repayment)		151500	65000	40000	16500									30000			
Ead of year balance at 31.03.05			15616	65000	40000	16500									30000	5800		
September 2006	Commuted Sum for Focus POS		178100	65000	40000	16500		26600							30000			
September 2006	Loan to Community Hall £16000	-16000																
End of year balance at 31.03.06			6342	65000	40000	16500		26600							30000	6300		
December 2006	Used £16600 for steam cleaning machine														-16600			
March 2007	Used £5000 for C Park Car Park	-5000																
End of year balance as at 31.03.07			10582	65000	40000	16500		26600							13400	8400		
June 2007	£8.5 transfer from bank account		170000	65000	40000	16500		26600							21900			
End of year balance as at 31.03.08			12693	65000	40000	16500		26600							21900	8400	1600	
July 2008	Used £5k for Diplocks Grant	-5000																
December 2008	Commuted sum for Grovelands								30000									
End of year balance as at 31.03.09			15903	200000	65000	40000	16500		26600	30000					21900	6000	1600	
End of year balance as at 31.03.10			17136	200000	65000	40000	16500		26600	30000					21900	700	500	
Balance as reported on Fund Summary at 31.12.10			17426	200000	65000	40000	16500		26600	30000					21900	290		
End of year balance as at 31.03.11			17580	200000	65000	40000	16500		26600	30000					21900	154		
Apr-11	Transfer £15K to Treasury Deposit	-15000	215000	65000	40000	16500		26600	30000						36900			
Jan-12	Loan repay Community Hall																1696	
End of year balance as at 31.03.12			4953	215000	65000	40000	16500		26600	30000					36900	678		
Apr-12	Loan Repay Community hall	13923															8970	
Jun-12	Transfer £10k to Treasury	-10000	225000	65000	40000	16500		26600	30000						46900			
End of year balance as at 31.03.13			4688.53	225000	65000	40000	16500		26600	30000					46900	506.92		
Mar-14	Orchard Park balance to historical funds				40000	16500		26600	30000						111900			
	Arlington Rd balance to historical funds					16500		26600	30000						151900			
	Butts Field balance to historical funds							26600	30000						168400			
End of year balance as at 31.03.14			5233.22	225000	0	0	0		26600	30000					168400	544.69	0	
Aug-14	Used £16,000 for Quinnell Play area		-16000												-16000			

COMMUTED SUM HISTORY																		
date in year		bank account	Treasury deposit	Country Pk & Orchard Pk	Arlington Road East	Butts Field	Diplocks	Focus POS	Grovelands Estate POS	Ripley Land capital	Ripley POS	Ripley Street light	CIL	WDC S106	Historical Commuted Sums	Interest through year	Community Hall repayments	
Nov-14	Used £4,500 for Grovelands Barn		-4500												-4500			
Oct-14	Ripley Land income		134655							134655								
End of year balance as at 31.03.15		5864.06	339155					26600	30000	134655					147900	630.84		
Apr-15	Ripleys S106										43936.28							
Nov-15			383091															
7.1.16	Moved £6,000 to a fund for street light									-6000		6000						
End of Year balance as at 31.03.16		6781.72	383091					26600	30000	128655	43936.28	6000			147900	917.66		
21.4.16	Gazebo for xmas events £4500									-4500								
21.6.16	Common pond Footpath										-2646							
21.6.16	Battle Fence/Springer										-3000							
21.6.16	Neighbourhood plan - £60,000														-60000			
1.9.16	Countrypark - St Mellions Fence										-1500							
1.9.16	Countrypark - Country Park Drainage										-3000							
End of Year Balance as at 31.03.17		7240.23	308445					26600	30000	124155	33790.28	6000	0		87900			
31.5.17	Street Lighting Repairs 23000									-23000								
19.4.17	WDC CIL Levy												2341.43					
27.9.17	Common Pond Pathway										-10000							
	Cemetery Notice Boards - £2500																	
	Country Park Survey - £14500																	
16.10.17	WDC CIL Levy												7786.45					
28.12.17	Cricket Pavilion														-10220			
	As at 31.12.17	7353.45	265225					26600	30000	101155	23790.28	6000	0		77680			
	CIL Total																	
End of Year balance as at 31.2.18		7474.84	265225					26600	30000	101155	23790.28	6000	10127.88	0	77680	234.61		

COMMUTED SUM HISTORY																		
date in year		bank account	Treasury deposit	Country Pk & Orchard Pk	Arlington Road East	Butts Field	Diplocks	Focus POS	Grovelands Estate POS	Ripley Land capital	Ripley POS	Ripley Street light	CIL	WDC S106	Historical Commuted Sums	Interest through year	Community Hall repayments	
1.4.18	Country Park Survey - £14,500														-14500			
	WDC CIL Levy												315114.64					
16.11.18	South Road play area									-11600								
Jul-18	Additional urban grass cut £2729 paid urban bin																	
	Square youth café - redecoration														-3000			
	Post Office relocation																	
16.11.18	James West - Fitting/Fixture														-33270			
	Reallocated - as time expired							-26600	-30000						56600			
15.10.18	CIL												4620.9					
Feb .19	Jame West - Lighting/defib/acoustics														-20000			
12.12.18	SPC - Cemetery report																	
1.3.19	Drainage - Western Rd														-1000			
End of year balance as at 31.3.19		9096.56	496995					0.00	0.00	89,555.00	23,790.28	6,000.00	329,863.42	-	62,510.00	1,621.72		
Apr-19	CIL												109956.81					
Jun-19	Post Office - Fitting									-32000					-18000			
Jul-19	Cemetery (htc/18/4/196.2)														-1060			
Jul-19	Quinnell Drive - Chain link fence/goal post (HTC/20/1/138.2)									-2000								
Jul-19	Hailsham Cemetery Roof - Old chapel									-8200								
Every year	Drainage at Western Rd & Maurice Thornton														-4000		KEY	work pending
	Changing places pod (HTC/20/2/171.3)												-100000				KEY	work completed and invoiced
Sep-19	WDC S106													264268.07				
Oct-19	CIL												5299.18					
Nov-19	Hawks Road Bus Shelter (HTC/20/3/190.2)									-6000								
Nov-19	Additional Bus Shelter - South Road (htc/20/3/209.2)									-8500								
ongoing	25% of CIL for Major infrastruture - See below																	
	Western Rd Play area (htc/18/4/206.2) SEE BELOW																	
	Western Rd - Running Track (htc/20/4/222.2) £137511																	
				0	0	0	0	0	0	32,855.00	23790.28	6000	345,119.41	264,268.07	39,450.00			
Apr-20	CIL												115311.61					
ongoing	25% of CIL for Major infrastruture(REMOVED htc - Jul 22)																	
May-20	Improve Path at Countrypark (htc/AM/19/127)												-26000					
Aug-20	Western Rd - Running Track 50% payment (htc/20/4/222)													-68000				



COMMUTED SUM HISTORY																		
date in year		bank account	Treasury deposit	Country Pk & Orchard Pk	Arlington Road East	Butts Field	Diplocks	Focus POS	Grovelands Estate POS	Ripley Land capital	Ripley POS	Ripley Street light	CIL	WDC S106	Historical Commuted Sums	Interest through year	Community Hall repayments	
Sep-20	Union Corner Hall (htc/20/3/140)										-10000							
	Maurice Thornton Pavilion Roof (htc/20/03/142)(£23000) see below																	
	Western Road Pathway Lighting (htc/20/40/143)												-20400					
Oct-20	Western Rd - Running Track 50% payment (htc/20/4/222)													-69511				
Oct-20	James West CCTV (htc/20/3/172)									-7670								
Nov-20	CIL												8512.97					
				0	0	0	0	0	0	25,185.00	13790.28	6000	422,543.99	126,757.07	39450.00			
	Drainage MT - 2017-18 & 2018-19														-4000			
Jan-21	Wetpour - play areas FBR/20/5/42												-42605					
Mar-21	AMC/20/13/189 Street lighting Repairs									-6000		6000						
Jul-21	Cemetery Pathways (£40,000 over 2 years)												-20000					
Jul-21	Western Rd Play area (htc/18/4/206.2)													-125000				
Jul-21	Maurice Thornton Pavilion Roof (£23000)												-6500					
Aug-21	Maurice Thornton Pavilion Roof (£23000) Balance												-16500					
Jul-21	Staff Independent Facilitator (htc/21/01/144)														-4000			
Oct-21	CIL												10737.52					
Nov-21	Cemetery Pathways												-20000					
Nov-21	Common Pond Overflow (htc 24.11.21)												-20000					
	Maurice Thornton excess path (htc 24.11.21)												-14000					
Jan-22	Street lighting invoice 1325414 - cheque25452 18.1.22											-3000						
Jan-22	4 Market Square Windows & Doors (htc/21/4/194)									-1150								
Mar-22	Western Road Pathway Lighting (htc/20/40/143) - Fees												-3450					
Feb-22	Hawks Road Bus Shelter Add funds (AMC/21/7/76)									-6500								
Jul-22	Play area enhancement												-77395					
	Stoney Lane												-125000					
	Cricket Nets												-14000					
	Football Club												-70000					
	Cycle Café												-75000					
	Changing Place - Additional Funding												-30000					
				-	-	-	-	-	-	11,535.00	13,790.28	9,000.00	-101,168.49	1,757.07	31,450.00			

---

## Hailsham Town Council

### Bank - Cash and Investment Reconciliation as at 30 June 2022

---

#### **Confirmed Bank & Investment Balances**

##### Bank Statement Balances

30/06/2022	Current Account	75,700.11
30/06/2022	High Interest Account 50072672	1,333,655.14
30/04/2022	Treasury Deposit	0.00
30/06/2022	High Interest No 2 80449288	11,592.84
01/04/2021	Petty Cash	100.00

**1,421,048.09**

##### Other Cash & Bank Balances

**0.00**

---

**1,421,048.09**

##### Unpresented Payments

**81,707.60**

---

**1,339,340.49**

##### Receipts not on Bank Statement

**0.00**

##### **Closing Balance**

---

**1,339,340.49**

##### All Cash & Bank Accounts

1	Current Bank A/c	-6,007.49
2	High Interest	1,333,655.14
3	Barclays Interest	11,592.84
4	Petty Cash	100.00
	Other Cash & Bank Balances	0.00
	<b>Total Cash &amp; Bank Balances</b>	<b>1,339,340.49</b>

---

12:05

**Summary Income & Expenditure by Budget Heading 19/07/2022**

**Month No: 3**

**Cost Centre Report**

		Actual Current	Actual Year To Date	Current Annual	Variance Annual	Committed Expenditure	Funds Available	% Spent
100	Common Pond Allotments							
	Income	0	0	1,011	1,011			0.0%
	Expenditure	213	546	1,428	882		882	38.2%
	Movement to/(from) Gen Reserve	(213)	(546)					
105	Battle Road Allotments							
	Income	0	90	5,712	5,622			1.6%
	Expenditure	0	0	1,047	1,047		1,047	0.0%
	Movement to/(from) Gen Reserve	0	90					
110	Harold Ave Allotments							
	Income	0	0	1,012	1,012			0.0%
	Expenditure	0	0	611	611		611	0.0%
	Movement to/(from) Gen Reserve	0	0					
115	Western Road Recreation Ground							
	Income	0	30	1,000	970			3.0%
	Expenditure	1,218	2,086	3,712	1,626		1,626	56.2%
	Movement to/(from) Gen Reserve	(1,218)	(2,056)					
120	Maurice Thornton Playing Field							
	Expenditure	0	1,000	11,187	10,187		10,187	8.9%
125	Play Areas							
	Expenditure	750	1,933	6,800	4,867		4,867	28.4%
130	Public Open Spaces							
	Income	271	304	850	546			35.8%
	Expenditure	5,504	18,193	80,063	61,870		61,870	22.7%
	Movement to/(from) Gen Reserve	(5,233)	(17,889)					
135	Common Pond							
	Expenditure	0	0	721	721		721	0.0%
145	Horticultural & Ground Maint							
	Expenditure	2,030	10,786	54,041	43,255		43,255	20.0%
160	Environment Services							
	Expenditure	0	9,450	14,500	5,050		5,050	65.2%
170	Funded Projects							
	Expenditure	224	315	6,610	6,295		6,295	4.8%
180	Cortlandt Stable Block							
	Expenditure	3,762	4,831	21,184	16,353		16,353	22.8%
200	Tourism & Leisure							
	Income	113	542	0	(542)			0.0%
	Expenditure	11,002	12,258	22,762	10,504		10,504	53.9%
	Movement to/(from) Gen Reserve	(10,889)	(11,717)					
205	Festive Lighting							
	Expenditure	7,950	7,950	16,240	8,290		8,290	49.0%
300	Town Council Site							
	Income	4,741	5,820	19,200	13,380			30.3%
	Expenditure	865	21,520	30,360	8,840		8,840	70.9%
	Movement to/(from) Gen Reserve	3,876	(15,701)					
305	Maurice Thornton Pavilion							
	Income	0	0	1,200	1,200			0.0%
	Expenditure	72	265	1,826	1,561		1,561	14.5%
	Movement to/(from) Gen Reserve	(72)	(265)					
310	Grovelands Barn							
	Expenditure	21	2,736	3,841	1,105		1,105	71.2%
315	Union Corner Hall							
	Expenditure	0	0	1,000	1,000		1,000	0.0%
320	Public Toilets - Stable Block							
	Expenditure	911	3,022	15,000	11,978		11,978	20.1%
325	Changing Pod							
	Expenditure	0	0	13,000	13,000		13,000	0.0%
330	Welbury Farm/Jim West Com Hall							
	Income	1,984	8,751	33,000	24,249			26.5%
	Expenditure	3,221	9,952	12,000	2,049		2,049	82.9%
	Movement to/(from) Gen Reserve	(1,237)	(1,200)					

## Summary Income &amp; Expenditure by Budget Heading 19/07/2022

Month No: 3

## Cost Centre Report

		Actual Current	Actual Year To Date	Current Annual	Variance Annual	Committed Expenditure	Funds Available	% Spent
400	Cemetery Lodge							
	Income	595	1,785	6,900	5,115			25.9%
	Expenditure	0	0	6,253	6,253		6,253	0.0%
	Movement to/(from) Gen Reserve	<u>595</u>	<u>1,785</u>					
405	Cemetery Services & Overheads							
	Income	5,886	18,897	51,500	32,603			36.7%
	Expenditure	8,171	19,626	50,113	30,487		30,487	39.2%
	Movement to/(from) Gen Reserve	<u>(2,285)</u>	<u>(730)</u>					
500	Street Lighting							
	Expenditure	0	0	69,130	69,130		69,130	0.0%
505	Street Furniture							
	Expenditure	1,016	3,385	5,769	2,384		2,384	58.7%
600	Staffing Costs							
	Expenditure	72,919	197,982	788,785	590,803		590,803	25.1%
605	Administration Expenses							
	Expenditure	7,795	23,777	86,649	62,872		62,872	27.4%
610	Chairmans Allowance							
	Expenditure	157	347	1,745	1,398		1,398	19.9%
615	Youth Provision							
	Income	774	1,644	1,000	(644)			164.4%
	Expenditure	1,752	13,449	95,259	81,810		81,810	14.1%
	Movement to/(from) Gen Reserve	<u>(978)</u>	<u>(11,805)</u>					
620	Machinery/Tools/Protective Clo							
	Expenditure	33	273	2,395	2,122		2,122	11.4%
625	Vehicle Fleet							
	Expenditure	1,425	7,516	21,632	14,116		14,116	34.7%
630	Twinning							
	Expenditure	0	0	1,200	1,200		1,200	0.0%
635	Misc. Provision							
	Expenditure	0	10,500	11,000	500		500	95.5%
640	Section 137 (Free Resource)							
	Expenditure	0	0	400	400		400	0.0%
645	Projects (Add to Cap.Funds)							
	Expenditure	350	2,110	9,050	6,940		6,940	23.3%
650	Funded Services							
	Expenditure	10,100	21,017	133,001	111,984		111,984	15.8%
655	Account Int & Commuted Sums							
	Income	320	626,748	1,255,640	628,892			49.9%
	Expenditure	70	188	600	412		412	31.4%
	Movement to/(from) Gen Reserve	<u>250</u>	<u>626,560</u>					
Grand Totals:- Income		<b>14,682</b>	<b>664,609</b>	<b>1,378,025</b>	<b>713,416</b>			<b>48.2%</b>
Expenditure		<b>141,530</b>	<b>407,014</b>	<b>1,600,914</b>	<b>1,193,900</b>	<b>0</b>	<b>1,193,900</b>	<b>25.4%</b>
Net Income over Expenditure		<u><b>(126,848)</b></u>	<u><b>257,595</b></u>	<u><b>(222,889)</b></u>	<u><b>(480,484)</b></u>			
Movement to/(from) Gen Reserve		<u><b>(126,848)</b></u>	<u><b>257,595</b></u>					